

### Leadership Officers

Jaime Rudolph	President, Board member
Daphne Barbour	Secretary
Mark Galley	VP Certifications, Board member
Jenna Kinney	VP Finance
Roberta Hupman	VP Membership & Communications
Winston D'Souza	VP Programs, Board member

### Additional members of the Board

Andrea Barnes-Young	George Murphy
Burcu (Sahinalp) Erden	Mike Lijeskic
Farhan Pir Muhammad	Rob Carruthers
Frank Madar	Tyler Held

### Congrats on New Certifications

Akbar Amit, CIA	Mark Galley, CRMA
Daphne Barbour, CRMA	Pengpeng Jiang, CIA
Lorelei Stott, CIA	Tristan Toumishey, CIA
Margaret Gillan, CIA	

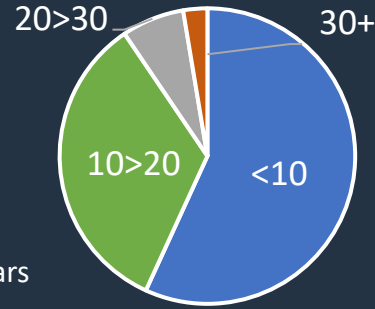
### Membership

**190** Members

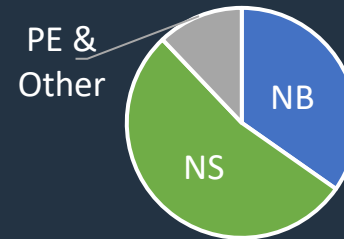
**8%** Increase in membership

**10** Average # years since joining

Number of years with Chapter



Allocation by province



### Programs

- May – Analytics
- Nov – IT
- Dec – Ethics
- Feb – Cyber
- Mar – IT
- Apr – Current events

**18.5 CPE**

*Promoted for:* IIA Canada, NA, other Chapters  
*Collaborated with:* NL, ISACA, ACFE

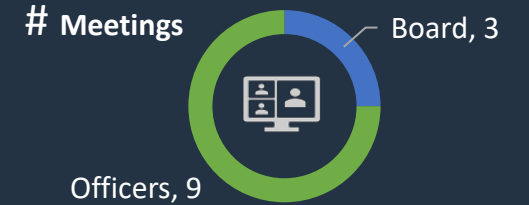
### Achieved all goals in 2021/22 Plan

- ✓ Supporting IIA Canada Advocacy plan

**100%** Representation on all 4 National groups

Academic Relations	Partnerships	Private Sector	Public Sector
✓	✓	✓	✓

- ✓ Got back to Chapter basics



- ✓ Promoting membership engagement

**> 250** Event attendees      All positions filled



### Increased financial visibility

Moved to online banking  
See next page for year end financials

# Financial statements (in \$CAD)

## Statements of net profit (loss) and Members' Equity

	ACTUAL 12 months ending April 30, 2022	BUDGET 12 months ending April 30, 2022	ACTUAL 12 months ending April 30, 2021
<b>REVENUE</b>			
Programs revenue	585	3,250	4,111
Allotment from IIA Headquarters	2,057	2,180	-
Other income - interest	633	1,100	1,270
<b>Total revenue</b>	<b>3,275</b>	<b>6,530</b>	<b>5,381</b>
<b>EXPENSES</b>			
Programs	316	7,100	602
Membership, communications & advocacy	107	200	-
Chapter leadership and administration	523	6,000	1,987
Supporting the profession	-	-	263
<b>Total expenses</b>	<b>946</b>	<b>13,300</b>	<b>2,852</b>
<b>Net profit (loss)</b>	<b>2,329</b>	<b>(6,770)</b>	<b>2,529</b>
<b>MEMBERS' EQUITY</b>			
Prior Period Adjustment			1,648
Beginning balance, as restated	75,273		71,096
Net profit (loss)	2,329		2,529
<b>Members' Equity, end of period</b>	<b>77,602</b>		<b>75,273</b>

## Balance sheet

	ACTUAL As at April 30, 2022	ACTUAL As at April 30, 2021
<b>ASSETS</b>		
Cash	77,068	76,089
Accounts receivable	2,308	1,834
Harmonized sales tax receivable	-	-
<b>Total assets</b>	<b>79,376</b>	<b>77,923</b>
<b>LIABILITIES</b>		
Accounts payables	1,738	2,108
Harmonized sales tax payable	36	542
<b>Total liabilities</b>	<b>1,774</b>	<b>2,650</b>
<b>MEMBERS' EQUITY</b>	<b>77,602</b>	<b>75,273</b>
<b>Total liabilities &amp; Members' equity</b>	<b>79,376</b>	<b>77,923</b>